


HCPSS Connect

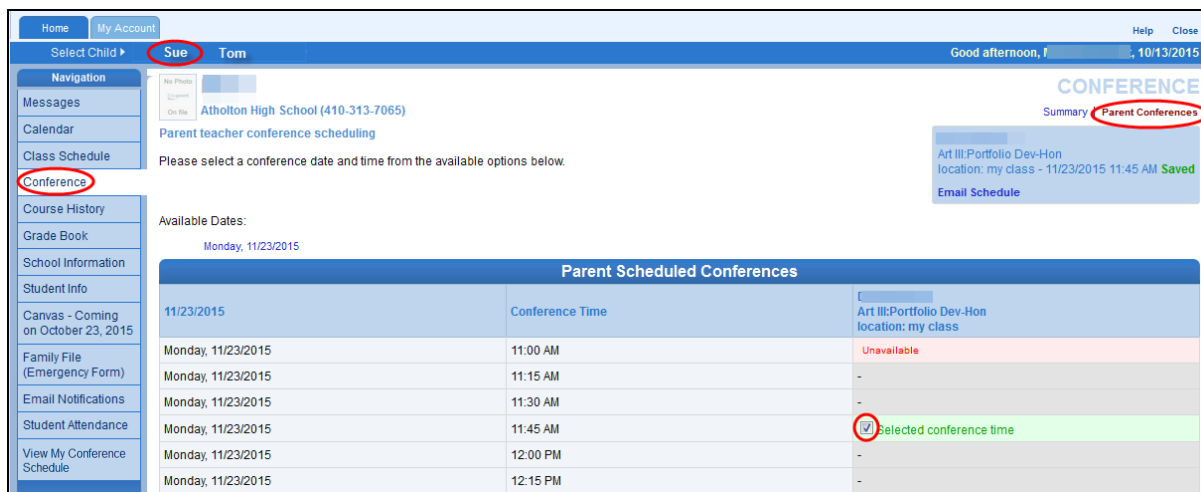
Parent Conference Registration

Howard County Public School System Office of Accountability Document: SYN073 Revision Date: 10/16/2015

 =Warning  =Timesaver  =Note


Register for a Conference

1. Log into HCPSS Connect.
2. In the Navigation Panel, select **Conference**. The Conference Summary page will display showing any conference history.
3. Click the **Parent Conferences** link in the top right corner to schedule conferences.



11/23/2015	Conference Time	Art III:Portfolio Dev-Hon location: my class
Monday, 11/23/2015	11:00 AM	Unavailable
Monday, 11/23/2015	11:15 AM	-
Monday, 11/23/2015	11:30 AM	-
Monday, 11/23/2015	11:45 AM	<input checked="" type="checkbox"/> Selected conference time
Monday, 11/23/2015	12:00 PM	-
Monday, 11/23/2015	12:15 PM	-

4. Select a time option for each class listed. The conference will be saved automatically. Once you select a time option, all other time options for that class will become unavailable.
5. To select a different time option, clear the first checkbox and select a new option.
6. If you have more than one child, select the next child in the banner across the top.

 **NOTE:** Keep in mind the conference times you selected for your first child when selecting conference times for any additional children.

Change Conference Times

1. In the Navigation Panel, select **Conference**. The Conference Summary page will display showing any conference history.
2. Click the **Parent Conferences** link in the top right corner to schedule conferences.
3. To select a different time option, clear the first checkbox and select a new option.

View Conference Schedule

1. In the Navigation Panel, select **View My Conference Schedule** at the bottom of the list.
2. Click the **View My Conference Schedule** link. A page displays listing all of the conference for your child.
3. Select another child and repeat if necessary.

