

# Canvas Parent Presentation

MVMS BTSN 2018/19





# What Is Canvas?

- Canvas is a Learning Management System (LMS) by Instructure Inc.
- It is an educational tool for teachers, students, and parents enabling anytime, anywhere, any device access to educational resources in all HCPSS schools and classrooms.
- The LMS connects digital tools, documents, eText, assignments, grades, videos, apps, and websites for each classroom into one consistent place with one login.

# Role of Parents/Observers in Canvas


## What Observers CAN Do:

- View and read announcements
- View assignments index page
- View the calendar
- View personal inbox
- Send conversation messages to instructor and student they are observing
- View the dashboard
- View files unless they are locked
- View grades of student they are observing and filter, view scores and dates, and print grades
- View modules and see due dates, point values, etc.

## What Observers CANNOT Do:


- Comment on announcements or discussions
- View active quizzes
- Submit assignments or quizzes
- View course rosters
- Send conversation messages to students in the course they are not observing
- View locked files or folders
- Join groups
- View unpublished courses
- Access the Chat tool
- Reserve appointment slots in the Scheduler

# Parent Credentials

 **HCPSS**


🔍 LANGUAGES FOR YOU ABOUT SCHOOLS ACADEMICS SUPPORTS N

PARENT ACCESS TO STUDENT INFORMATION & CLASSWORK



## HCPSS Connect

HCPSS Connect provides access to a variety of student information and classroom instructional tools offering personalized and relevant and easily accessible information relating to your student.

 **HCPSS CONNECT LOGIN**

Trouble logging in? [View instructions on resetting passwords.](#) If you continue to have issues, please contact your child's school.

Your credentials are the email address you use for logging into HCPSS Connect and the password you created. If you've forgotten your password, you can reset it.

Username

Password

Login

🔍 **Parents/Guardians Only:**

[Account Activation and Forgot Password](#)

# Getting to Canvas

The screenshot displays the Synergy portal for Howard County Public Schools. The header includes the school name and a personalized greeting. A left-hand navigation menu lists various services, with 'Canvas (Gradebook)' highlighted by a red box and a red arrow pointing to it. A callout box on the right explains that users will find Canvas in Synergy after logging in.

**Howard County Public Schools**  
Good evening, Kirsten Willging, 9/11/2018

**Home**

- Messages
- Calendar
- Attendance
- Class Schedule
- Conference
- Course History
- Fee
- Report Card
- School Information
- Student Info
- Canvas (Gradebook)**
- Family File (Emergency Form)
- Attendance
- Homeroom / Transportation / POS
- Conference Scheduling
- Academic Information
- HS Athletic Registration

Mount View Middle School

Marriotts Ridge High School

You'll find yourself in **Synergy** once you've logged in. You can then get to **Canvas** here.

Logout | Contact | Privacy

**Edupoint**

Accessibility & More

# Getting Started in Canvas for Parents

The screenshot shows the Canvas LMS dashboard for parents. A red box highlights a 'Welcome Back Students!' message at the top. The message contains a list of instructions for parents, including updating mobile apps, notification settings, and reviewing family files. A red arrow points from a text box to the 'online self-paced tutorial' link in the message. Another red arrow points from the same text box to the 'Orientation' icon in the top navigation bar. The dashboard also features a sidebar with navigation links like Account, Dashboard, Courses, Calendar, Inbox, Help, and Grades. On the right, there's a 'Coming Up' section with upcoming assignments like 'Culture Bag/Box' and 'Equity & Community Homework'. A 'View Grades' button is also present.

**Welcome Back Students!**

- Don't forget to [update](#) your Canvas Student or Canvas Parent mobile apps to the latest version
- Update your [notification settings](#) to receive emails and/or text alerts
- If you are new to Canvas, or need a refresher on how it works, check out our [online self-paced tutorial](#)
- **Parents:** Please review and if needed, update your [Family File](#) (emergency information) for each student. This must be done each school year
- If you need help logging in, or have questions, please contact your student's school

This is a message for Howard County Public Schools

**Dashboard**

**Click Online Self-paced Tutorial or Orientation to find answers to your questions or to review.**

**Howard County Public School System**

**Coming Up** [View Calendar](#)

**Culture Bag/Box**  
Geog/Wrld Cult-GT - Grabau  
10 points • Sep 12 at 11:59pm

**Equity & Community Homework**  
Geog/Wrld Cult-GT - Grabau  
10 points • Sep 14 at 11:59pm

[View Grades](#)

**Students** **Synergy** **Orientation**

**Mount View Middle School Stude...**  
Mount View Middle School St...  
NE

# Canvas Orientation

## CANVAS ORIENTATION

Below is a list of topics that will help you use Canvas in your classes. Click on each topic to learn how to use that feature in Canvas. When you are finished, you will have mastered the Canvas basics and be ready to navigate smoothly within your courses. Remember you can always refer back to this guide throughout the school year.

### MIDDLE AND HIGH SCHOOL FEATURES

[Navigation](#)[User Settings](#)[Announcements](#)[Calendar](#)[Assignments](#)[Discussions](#)[Quizzes](#)[Mobile App](#)[Editing Tools](#)[Grades](#)[Support](#)[Canvas Basics](#)

### PARENT FEATURES

[Parent Access](#)[Parent App](#)[Viewing Grades](#)[Notifications](#)

# Getting Started in Canvas for Parents

The screenshot shows the Canvas LMS parent dashboard. A red rectangular box highlights a 'Welcome Back Students!' message at the top. Inside this message, a list of instructions is provided, with a red arrow pointing to the 'notification settings' link. The dashboard includes a left sidebar with navigation links, a central content area with a 'Dashboard' title and a grid of icons, and a right sidebar with 'Coming Up' events and a 'View Grades' button.

**Welcome Back Students!**

- Don't forget to [update](#) your Canvas Student or Canvas Parent mobile apps to the latest version
- Update your [notification settings](#) to receive emails and/or text alerts
- If you are new to Canvas, or need a refresher on how it works, check out our [online self-paced tutorial](#)
- **Parents:** Please review and if needed, update your [Family File](#) (emergency information) for each student. This must be done each school year
- If you need help logging in, or have questions, please contact your student's school

This is a message for Howard County Public Schools

**Dashboard**

Mount View Middle School Stude...  
Mount View Middle School St...  
NE

**Click Notification Settings to update emails you receive (e.g., due dates, graded assignments)**

**Howard County**  
Public School System

**Coming Up** [View Calendar](#)

**Culture Bag/Box**  
Geog/Wrld Cult-GT - Grabau  
10 points • Sep 12 at 11:59pm

**Equity & Community Homework**  
Geog/Wrld Cult-GT - Grabau  
10 points • Sep 14 at 11:59pm

[View Grades](#)

**Students** **Synergy** **Orientation**

**Account**  
**Dashboard**  
**Courses**  
**Calendar** 44  
**Inbox**  
**Help**  
**Grades**



# Settings/Notifications

## Set Notification Preferences

### Notification Preferences

✓ Notify me right away

🕒 Send daily summary

📅 Send weekly summary

✗ Do not send me anything

#### Course Activities

	Email Address emily.boone.carvas@gmail.com	Email Address emboone86@gmail.com	Push Notification For All Devices	Email Address email@email.com	Cell Number 1234567890@tmomail.net
Due Date	1 ✓ 🕒 ✗	✓ 🕒 ✗	✓ ✗	✓ 🕒 ✗	✓ ✗
Grading Policies	2 ✓ 🕒 ✗	✓ 🕒 ✗	✓ ✗	✓ 🕒 ✗	✓ ✗
Course Content	✓ 3 ✓ ✗	✓ 🕒 ✗	✓ ✗	✓ 🕒 ✗	✓ ✗
Files	✓ 🕒 4 ✗	✓ 🕒 ✗	✓ ✗	✓ 🕒 ✗	✓ ✗
Announcement	✓ 🕒 ✗	✓ 🕒 ✗	✓ ✗	✓ 🕒 ✗	✓ ✗
Announcement Created By You	✓ 🕒 ✗	✓ 🕒 ✗	✓ ✗	✓ 🕒 ✗	✓ ✗

## Set Text N

### Notification Preferences

✓ Notify me right away

🕒 Send daily summary



📅 Send weekly summary

✗ Do not send me anything

#### Course Activities

	Email Address emily.boone.carvas@gmail.com	Email Address emboone86@gmail.com	Push Notification For All Devices	Cell Number 1234567890@tmomail.net	Email Address email1@email.com
Due Date	✓ 🕒 ✗	✓ 🕒 ✗	✓ ✗	✓ ✗	✓ 🕒 ✗
Grading Policies	✓ 🕒 ✗	✓ 🕒 ✗	✓ ✗	✓ ✗	✓ 🕒 ✗
Course Content	✓ 🕒 ✗	✓ 🕒 ✗	✓ ✗	✓ ✗	✓ 🕒 ✗
Files	✓ 🕒 ✗	✓ 🕒 ✗	✓ ✗	✓ ✗	✓ 🕒 ✗
Announcement	✓ 🕒 ✗	✓ 🕒 ✗	✓ ✗	✓ ✗	✓ 🕒 ✗

## Open Notifications



Susie Q

Logout

Account

1

Dashboard

Courses

Groups

Calendar

2

Inbox

Help

Settings

Notifications

2

Files

ePortfolios

You can access **Notification settings** anytime from the global navigation.

# Getting Started in Canvas for Parents

**Welcome Back Students!**

- Don't forget to [update](#) your Canvas Student or Canvas Parent mobile apps to the latest version
- Update your [notification settings](#) to receive emails and/or text alerts
- If you are new to Canvas, or need a refresher on how it works, check out our [online self-paced tutorial](#)
- **Parents:** Please review and if needed, update your [Family File](#) (emergency information) for each student. This must be done each school year
- If you need help logging in, or have questions, please contact your student's school

This is a message for Howard County Public Schools

**Dashboard**

**Coming Up** [View Calendar](#)

**Culture Bag/Box**  
Geog/Wrld Cult-GT - Grabau  
10 points • Sep 12 at 11:59pm

**Equity & Community Homework**  
Geog/Wrld Cult-GT - Grabau  
10 points • Sep 14 at 11:59pm

[View Grades](#)

**Students** Synergy Orientation

Choose **Students** to access your students in Canvas and set threshold notifications.

# Canvas Threshold Notifications

## GRADE NOTIFICATION

This optional feature enables a parent or guardian parent will receive an email on the designated day of

☞ To cancel grades threshold and email notification

☞ To save any of your changes, click on the **Save** button

Notify if the student score in any one of the courses falls below or equal to (%):

Enter score

(Example: 80)

Email to be sent on what day(s) of the week?

- ☐ Select All
- ☐ Monday
- ☐ Tuesday
- ☐ Wednesday
- ☐ Thursday
- ☐ Friday
- ☐ Saturday
- ☐ Sunday

 PARENT NAME:

### PARENTS - STUDENTS LIST

☞ To see your child's courses and current grades (for middle through HS students), click on your **Child's Name**.

☞ To set your child's grade level for notification, click on the **Grade Notification** button. This optional feature enables a parent or guardian to set a threshold. If their child's aggregate grade in any of their courses falls below the threshold, the parent will receive an email on the designated day of the week.

Student Name	Student ID	Grade	School Name	
Susie Q		06	Mount View Middle School	Grade Notification
Johnny B		09	Marriotts Ridge High School	Grade Notification

\* There may be a momentary delay after clicking your Child's Name while the system pulls the current information.

For each student you can set a threshold score and if the student's average for the class drops below that score you will receive an email.

# Getting Started in Canvas for Parents

The screenshot shows the Canvas LMS dashboard for parents. On the left is a dark sidebar with icons for Account, Dashboard, Courses, Calendar, Inbox (44), Help, and Grades. The main content area has a blue header with a 'Welcome Back Students!' message and a list of instructions. Below this is a 'Dashboard' section with a grid of seven colorful icons representing different features. On the right, there's a 'Coming Up' section with a red border, listing upcoming assignments: 'Culture Bag/Box' and 'Equity & Community Homework'. A red arrow points from a text box to the 'Coming Up' section.

**Welcome Back Students!**

- Don't forget to [update](#) your Canvas Student or Canvas Parent mobile apps to the latest version
- Update your [notification settings](#) to receive emails and/or text alerts
- If you are new to Canvas, or need a refresher on how it works, check out our [online self-paced tutorial](#)
- **Parents:** Please review and if needed, update your [Family File](#) (emergency information) for each student. This must be done each school year
- If you need help logging in, or have questions, please contact your student's school

This is a message for **Howard County Public Schools**

**Dashboard**

**Coming Up** [View Calendar](#)

- Culture Bag/Box**  
Geog/Wrld Cult-GT - Grabau  
10 points • Sep 12 at 11:59pm
- Equity & Community Homework**  
Geog/Wrld Cult-GT - Grabau  
10 points • Sep 14 at 11:59pm

[View Grades](#)

**Students** **Synergy** **Orientation**

**Mount View Middle School Stude...**  
Mount View Middle School St...  
NE

**In the Coming Up list you can see upcoming assignments (for all students) and grades.**

# Getting Started in Canvas for Parents

The screenshot shows the Canvas LMS dashboard for parents. On the left, a dark grey vertical bar contains icons and labels for Account, Dashboard, Courses, Calendar, Inbox (with 44 items), Help, and Grades. A red rectangle highlights this entire bar. A red arrow points from the 'Courses' icon in the bar to a text box on the right. The main content area features a 'Welcome Back Students!' message with links to update mobile apps, notification settings, a self-paced tutorial, and family file information. Below this is a 'Dashboard' section with a grid of seven icons representing different course features. On the right, the 'Coming Up' section lists upcoming assignments like 'Culture Bag/Box' and 'Equity & Community Homework'. At the bottom right, there is a 'View Grades' button.

**Global Navigation Bar (Left Side):**

- Account
- Dashboard
- Courses
- Calendar
- Inbox (44)
- Help
- Grades

**Welcome Back Students!**

- Don't forget to [update](#) your Canvas Student or Canvas Parent mobile apps to the latest version
- Update your [notification settings](#) to receive emails and/or text alerts
- If you are new to Canvas, or need a refresher on how it works, check out our [online self-paced tutorial](#)
- Parents:** Please review and if needed, update your [Family File](#) (emergency information) for each student. This must be done each school year
- If you need help logging in, or have questions, please contact your student's school

This is a message for Howard County Public Schools

**Dashboard**

**Coming Up** [View Calendar](#)

- Culture Bag/Box**  
Geog/Wrld Cult-GT - Grabau  
10 points • Sep 12 at 11:59pm
- Equity & Community Homework**  
Geog/Wrld Cult-GT - Grabau  
10 points • Sep 14 at 11:59pm

[View Grades](#)

**Students** **Synergy** **Orientation**

**The global navigation bar is always available to take you to the course list, calendar or grades.**

# Calendar in Canvas

Use the boxes in the calendar to “turn on” the courses you want to see populated in the calendar.

The screenshot displays the Canvas LMS interface. On the left is a dark sidebar with navigation icons for Account, Dashboard, Courses, Calendar (highlighted with a blue bar and '44' notifications), Inbox, Help, and Grades. The main area shows a calendar for September 2018. The calendar grid has columns for SUN, MON, TUE, WED, and THU. Events are shown as colored boxes: a green box on Tuesday, September 4th for 'Geom GT Pd 4A Parent signature and your signature- Syllabus' and 'Geom GT Pds 2 and 5 Student Information Sheet due on Wed and Math Story due on Thursday'; a yellow box on Wednesday, September 5th for '9/6 Safety Video'; a blue box on Wednesday, September 12th for 'Culture Bag/Box'; a purple box on Thursday, September 14th for '9:59a Signature Sheet'; and a blue box on Thursday, September 14th for 'Equity & Community Homework'. To the right of the calendar is a sidebar titled 'HCPSS System Calendar' showing a monthly view of September 2018 and a list of courses under the 'CALENDARS' section. The courses listed are: Mount View Middle School Student Resources, Art-VA-100-8-Ludlow-E1-MVMS, Concert Band-MU-100-1-Sindle-FY-MVMS, Earth and Space Systems Sci-SC-400-1-Davis-FY-MRHS, English 9 - Honors-LA-402-1-Courtney-FY-MRHS, English Language Arts GT LA-102-1-Jennifer-FY-MVMS, and an 'UNDATED' section with a 'Calendar Feed' link. Two red circles highlight the '9:59a Signature Sheet' event box and the 'English 9 - Honors-LA-402-1-Courtney-FY-MRHS' course entry in the course list, with a red arrow pointing from the course list to the event box.

Today ← → September 2018

SUN MON TUE WED THU

26 27 28 29 30

2 3 4 5 6 7 8

9 10 11 12 13 14 15

16 17 18 19 20 21 22

23 24 25 26 27 28 29

30 1 2 3 4 5 6

Geom GT Pd 4A Parent signature and your signature- Syllabus

Geom GT Pds 2 and 5 Student Information Sheet due on Wed and Math Story due on Thursday

9/6 Safety Video

9:59a Signature Sheet

Culture Bag/Box

Equity & Community Homework

HCPSS System Calendar

< September 2018 >

26 27 28 29 30 31 1

2 3 4 5 6 7 8

9 10 11 12 13 14 15

16 17 18 19 20 21 22

23 24 25 26 27 28 29

30 1 2 3 4 5 6

CALENDARS

Mount View Middle School Student Resources

Art-VA-100-8-Ludlow-E1-MVMS

Concert Band-MU-100-1-Sindle-FY-MVMS

Earth and Space Systems Sci-SC-400-1-Davis-FY-MRHS

English 9 - Honors-LA-402-1-Courtney-FY-MRHS

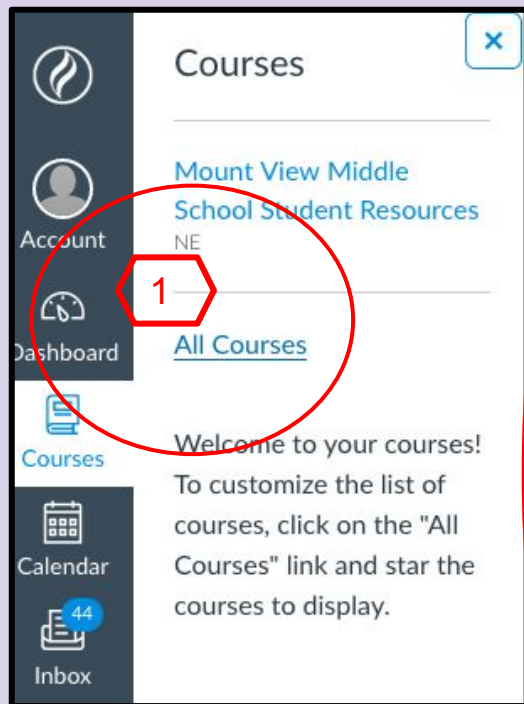
English Language Arts GT LA-102-1-Jennifer-FY-MVMS

UNDATED

Calendar Feed



# Looking at a Course



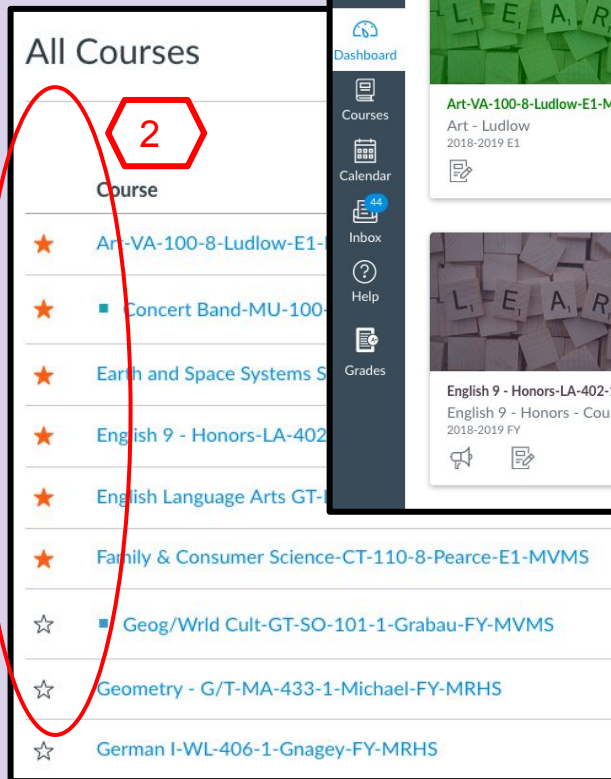
Courses

Mount View Middle School Student Resources

NE

[All Courses](#)

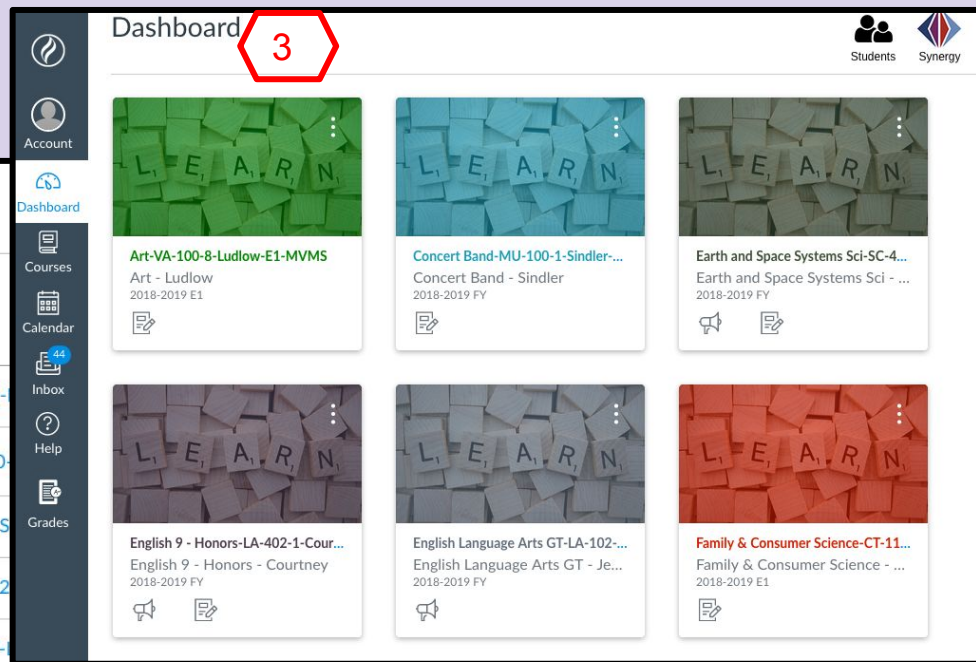
Welcome to your courses!  
To customize the list of courses, click on the "All Courses" link and star the courses to display.



All Courses

Course

- ★ [Art-VA-100-8-Ludlow-E1...](#)
- ★ [Concert Band-MU-100...](#)
- ★ [Earth and Space Systems S...](#)
- ★ [English 9 - Honors-LA-402...](#)
- ★ [English Language Arts GT-...](#)
- ★ [Family & Consumer Science-CT-110-8-Pearce-E1-MVMS](#)
- ☆ [Geog/Wrld Cult-GT-SO-101-1-Grabau-FY-MVMS](#)
- ☆ [Geometry - G/T-MA-433-1-Michael-FY-MRHS](#)
- ☆ [German I-WL-406-1-Gnagey-FY-MRHS](#)



Dashboard

Students Synergy

- [Art-VA-100-8-Ludlow-E1-MVMS](#)  
Art - Ludlow  
2018-2019 E1
- [Concert Band-MU-100-1-Sindler...](#)  
Concert Band - Sindler  
2018-2019 FY
- [Earth and Space Systems Sci-SC-4...](#)  
Earth and Space Systems Sci - ...  
2018-2019 FY
- [English 9 - Honors-LA-402-1-Cour...](#)  
English 9 - Honors - Courtney  
2018-2019 FY
- [English Language Arts GT-LA-102...](#)  
English Language Arts GT - Je...  
2018-2019 FY
- [Family & Consumer Science-CT-11...](#)  
Family & Consumer Science - ...  
2018-2019 E1

# Looking at a Course

The main screenshot shows the course page for "English 9 - Honors - Courtney". The left sidebar contains links: Home, Announcements, Assignments, Modules, Grades, and Google Drive. The main content area has a header "English 9 - Honors-LA-402-1-Courtney-FY-MRHS" and a sub-header "MR. COURTNEY 9TH GRADE ENGLISH". Below this is a banner image showing sticky notes, books, and a laptop. The "Course Overview" section is visible, with a red arrow pointing to the "Reflections-Past to Present/Genre Focus: Literary Non-Fiction" section.

**Course Overview**

**Reflections-Past to Present/Genre Focus: Literary Non-Fiction**

Students explore the power of reflecting on the past as a tool that helps them make sense of the world. Through reading an autobiography or memoir that recounts the challenges and opportunities faced by a person who grows up, students gain the understanding that reflecting on the past is essential to the growth of a society and its individual members.

**Coming of Age/Genre Focus: The Novel**

In Grade 9, students continue examining the theme of Coming of Age that was introduced in Grade 8.

**Modules**

- 9th grade honors
  - Grading Procedures
  - Syllabus
  - Policies and Procedures
- The Most Dangerous Game
  - Close Read - Connell TMDG Part One.docx
  - TMDG Close Reading.docx

**Grades**

2018-2019 FY

All

Home

**Announcements**

Assignments

Grades

Syllabus

Modules

Collaborations

Google Drive

**Supplies for 2018 Earth Science**

[All Sections](#)

Hello Everyone, I'm excited to get the 2018 school year off to a good start.

**Grading Period**

Quarter 1

**Course**

Earth and Space Systems

**Arrange By**

Due Date

Name	Due	Status	Score	Out of
<a href="#">9/6 Safety Video</a>	Sep 5 by 11:59pm		8	8
<b>Classwork</b>			100%	8.00 / 8.00
<b>Total</b>			100%	



# Announcements

English Language Arts GT - Jennifer > Announcements

2018-2019 FY

All Search

Home

Grades

Modules

Announcements

External feeds

**Goal Reflection**  
All Sections  
Hello Parents, Please take some time to go over the "Goal Reflection" assignment rubric with your child. Th...  
Posted on: Sep 11, 2018 at 1:21pm

**Welcome!**  
All Sections  
Hello Parents! I just wanted to take the time to welcome you

Announcements can be seen in the course. OR if you set your **notifications** to receive them via email, you can see the full announcement there.

Welcome!: English Language Arts GT-LA-102-1-Jennifer-FY-MVMS >

English Language Arts GT-LA-102-1-Jennifer-FY-MVMS <notifications@instructure.com> 1:14 PM (8 hours ago) ☆

Hello Parents!

I just wanted to take the time to welcome you and your child to the 2018-2019 school year! ELA 6 GT is an adventurous ride through many exciting units, stories, anchor texts, discussions, act outs, speeches, and more! As your child progresses through the year, please take note of the announcements that are made through Canvas. It's a way to keep your finger on the pulse of the class, and a way to help guide your child to success in ELA. Please take note of the class syllabus on my homepage. It outlines our class expectations, units, grading policy, and more. The majority of what we do in class is electronic through the GAFE, and through CANVAS. Assignment access will be through the "Modules" tab to the left, under each unit. The units are in sequential order.

It's been five days, and I can tell it's going to be an awesome year. The kids are a great group of ambitious learners, and I have no doubt we will be successful together.

Sincerely,  
Mr. Jennifer

canvas

[View announcement](#) | [Update your notification settings](#)

# Looking at an Assignment

2018-2019 FY

Home

Modules

**Assignments**

Grades



Collaborations

Google Drive

Quizzes

All Grading Periods Search for Assignment

▼ Upcoming Assignments

-  **Culture Bag/Box**  
Due Sep 12 at 11:59pm | -/10 pts
-  **Equity & Community Homework**  
Due Sep 14 at 11:59pm | -/10 pts

2018-2019 FY

Home

Modules

**Assignments**

Grades

Collaborations

Google Drive

Quizzes


## Equity & Community Homework

Due Friday by 11:59pm Points 10 Submitting a discussion post

**Directions:** Based on our classroom discussion on Equity and Community, post a thorough and robust response to the question below:

**Question:** Explain why only making friends with people who are like you is not a good way to build community.

\*Here is the PowerPoint from last week's Equity and Community Lesson for your reference:

[Equity & Community Lesson.pptx](#) 

2018-2019 FY

Home

Modules

**Assignments**

Grades

Collaborations

Google Drive

Quizzes

## Culture Bag/Box

Due Wednesday by 11:59pm Points 10

Directions: Culture is the way a group of people live their lives on a daily basis. Create a small culture bag/shoebox that describes your family's culture that includes the following five criteria:

1. An artifact that shows your family background. Parents, Grandparents, step-parents, uncles, aunts, siblings, step-siblings, and pets that you live with in your house and/or a second house that you may live in part of the time - a photograph (on a device is ok, but no frames with glass) or drawing.
2. Also include an artifact about your Ethnic Heritage (European, African, Asian, Latino/Latina, etc.) This can be a flag, map, souvenir of some kind. Remember to adhere to all school rules - no weapons, drugs or alcohol of any kind (including pictures). Food is acceptable BUT it must be non-perishable and well sealed (two bags).
3. Then add an artifact that reflects the American culture we live in.
4. Write a paragraph of at least three sentences on an index card that describes your three artifacts listed above and why you chose them.
5. Decorate the outside of your bag/box with school-appropriate symbols, signs, pictures, flags, etc. that illustrate your culture

NOTE: You must clearly write your name (first and last), my name (Mr. Grabau), and class period on your bag/box. Remember to **be creative** and **have fun** with this assignment! This is your culture - be proud of it and show it off!

2018-2019 FY

Home

Modules

**Assignments**

Grades


Collaborations


Google Drive


Quizzes


## Submission Details


### Equity & Community Homework


 Account

 Dashboard

 Courses

 Calendar

 Inbox

 **Unauthorized**

It appears that you don't have permission to access this page. Please make sure you're authorized to view this content. If you think you should be able to view this page, please use the "Help" link to notify support of the problem.

Some things are not visible to observers, such as this **Discussion**.



# Teacher Requirements in Canvas

- Every teacher is expected to have a *homepage* which includes access to class policies and procedures.
- Each teacher will use the gradebook to update grades and keep students and parents apprised of grades.
- Teacher will use *announcements* as needed to update students and parents regarding changes or important information.
- Teachers will add long-term assignments and assessments to Canvas ahead of the assignment or assessment (these will then show on the Calendar).



# Parent Best Practices

- Learn to navigate Canvas using your observer credentials.
- Review grades and assignments with your student on a regular basis.
- Discuss a grade or assignment with your student before contacting the teacher.
- Help your student become an independent learner and problem-solver.
- Set your thresholds and notifications with a “happy medium” in mind.



# Student Access to Email

- Students email address is their [username@inst.hcpss.org](mailto:username@inst.hcpss.org)
- Their inbox is accessed from their *hcpss.me* page Office365.
- Student inbox is Outlook and managed as a regular Outlook mailbox.

The screenshot shows the Howard County Public School System (hcpss.me) website. The header includes the school system logo and name. Below the header, there are several tiles for different services: hcpss.me Instructional Apps, Canvas Learning Management, Synergy Student Information, Digital Citizenship Pledge, G Suite Collaboration & Productivity, Office 365 Collaboration & Productivity, Clever More Apps, and MackinVIA eBooks & Databases. A red arrow points from the text 'Student inbox is Outlook and managed as a regular Outlook mailbox.' to a highlighted box at the bottom of the page containing the Outlook logo and the word 'Outlook'.



# Questions?