

Welcome to Mount View Middle School



Home of the Falcons



Your Administrative Team

Lynnette Moore, Principal



Kimberly Hess, Assistant Principal



Mount View Mission Statement

Mount View Middle School is committed to academic excellence as we educate young adolescents in a safe and innovative environment in which we appreciate diversity and promote learning for a lifetime.



Student Services Team

Mrs. Marton

6th Grade (Last names A - L)

8th Grade



Mrs. O'Ferrall

6th grade (Last names M - Z)

7th Grade



SoaRRR Like a Falcon

R = Respectful

R = Responsible

R = Ready



MOUNT VIEW MIDDLE



PTA

PTA President: Phuong Dam

<https://mvmspta.weebly.com>

Library Media Center - Mrs. Finley



See *MVMS Student Resources* for Library Information Orientation Next Thursday - Falcons ❤️ To Read

Getting to Know Canvas

<https://hcpss.instructure.com/courses/9495>

**Canvas courses will be visible
SEPTEMBER 5th. Teachers will send out
Google Meet codes as course
announcements AND put the codes on
the Canvas calendar.**

CANVAS ORIENTATION

Below is a list of topics that will help you use Canvas in your classes. Click on each topic to learn how to use that feature in Canvas. When you are finished, you will have mastered the Canvas basics and be ready to navigate smoothly within your courses. Remember you can always refer back to this guide throughout the school year.

STUDENT ORIENTATION VIDEOS

Elementary Orientation Videos Secondary Orientation Videos

STUDENT GUIDES

Navigation	User Settings	Announcements
Calendar	Assignments	Discussions
Quizzes	Mobile App	Editing Tools
Grades	Support	Canvas Basics

PARENT GUIDES

Set Up Course Calendar

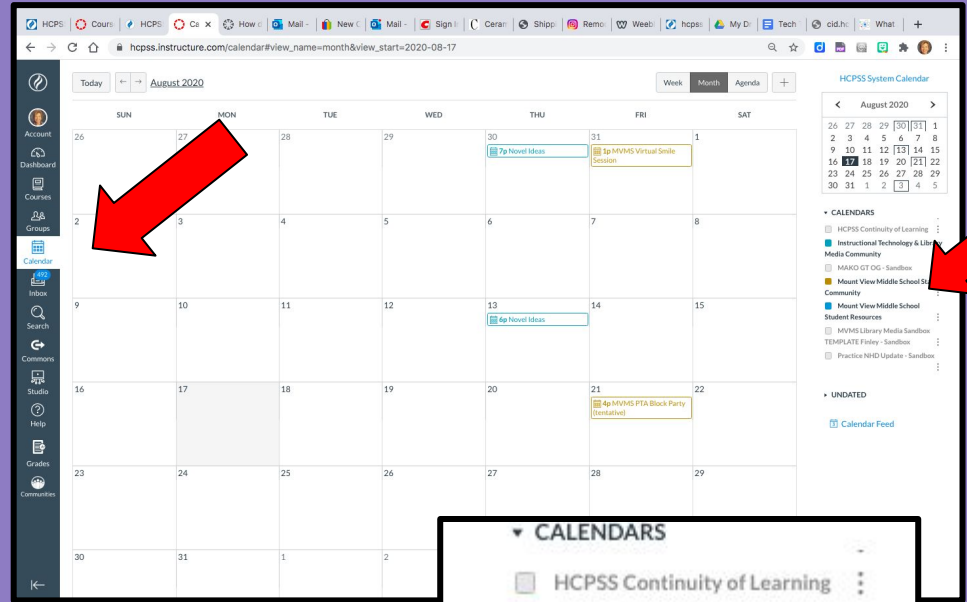
On Canvas Calendar page:

Select your 4 fall semester courses, so colors appear in the boxes to the left of the course name.

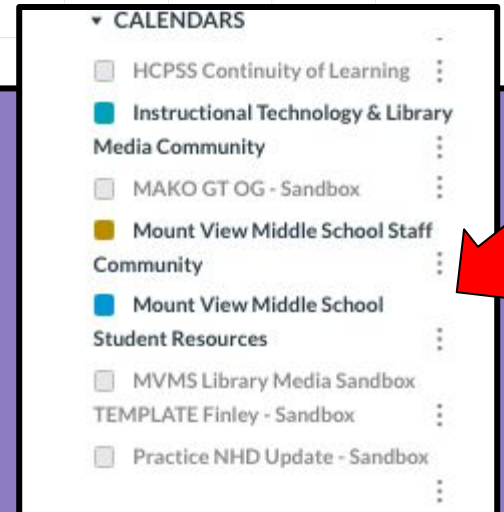
Calendar events will appear on your calendar for any classes selected.

Remove the color box from any courses in which you are not currently participating.

Be sure **Mount View Middle School Student Resources** is selected. School activities are posted there.



Class Meet codes will appear on your calendar.



Chromebook Troubleshooting

All students will receive a HCPSS issued Chromebook sometime during the 1st quarter.

Contact your teachers with problems related to a specific Canvas course or assignment.

Fill out the [Technology Support Request Form](#) if you need help with other technology issues.

Set up your school account login or recover a forgotten password at hcpss.me.

Student Schedule

Download and customize your own copy!

https://docs.google.com/document/d/18a1KR2bw_B8vNbf7MCUEKsrB3HpjM8ygaSO7-UDxNk/edit

Monday	Tuesday	Wednesday	Thursday	Friday
Period 1 Support 8:30 am – 8:50 am	Period 2 Support 8:30 am – 8:50 am	Asynchronous Work Time / Student Supports	Period 1 Support 8:30 am – 8:50 am	Period 2 Support 8:30 am – 8:50 am
Period 1 9:00 am – 9:45 am	Period 1 9:00 am – 9:45 am		Period 1 9:00 am – 9:45 am	Period 1 9:00 am – 9:45 am
Period 2 10:00 am – 10:45 am	Period 2 10:00 am – 10:45 am		Period 2 10:00 am – 10:45 am	Period 2 10:00 am – 10:45 am
Flex Time/SEL 10:50 am – 11:20 am	Lunch / Asynchronous Work Time / Student Supports 10:45 am – 1:10 pm		Lunch / Asynchronous Work Time / Student Supports 10:45 am – 1:10 pm	Lunch / Asynchronous Work Time / Student Supports 10:45 am – 1:10 pm
Lunch / Asynchronous Work Time / Student Supports 11:20 am – 1:10 pm				
Period 3 1:10 pm – 1:55 pm	Period 3 1:10 pm – 1:55 pm		Period 3 1:10 pm – 1:55 pm	Period 3 1:10 pm – 1:55 pm
Period 4 2:10 pm – 2:55 pm	Period 4 2:10 pm – 2:55 pm		Period 4 2:10 pm – 2:55 pm	Period 4 2:10 pm – 2:55 pm
Period 3 Support 2:55 pm – 3:15 pm	Period 4 Support 2:55 pm – 3:15 pm		Period 3 Support 2:55 pm – 3:15 pm	Period 4 Support 2:55 pm – 3:15 pm

GT Seminars

ALL students are invited and encouraged to participate in a GT seminar!

Seminars are designed to provide high-level enrichment opportunities for students to pursue their passions and extend their learning in areas of interest. Offerings range from TV Production to Debate. A student **does not** need to be enrolled in a GT content class in order to participate in a GT instructional seminar at MVMS! These classes take place primarily between 11am-noon. Signups begin **September 14th**. Descriptions of GT seminars can be found on the MVMS GT Website:

www.mvmsmgt.weebly.com

Mrs. Mako



Learn more at **www.mvmsmgt.weebly.com**

G/T At Mount View Middle

HOME ABOUT OUR SEMINARS SGA OUR VOICE CONTACT



Signups for G/T Instructional Seminars for 2020-2021

Any interested student is invited and encouraged to submit an interest form and participate in a G/T seminar. Seminars are designed to provide enrichment opportunities for students to pursue their passions and extend their learning in areas of interest. A student does not need to be enrolled in a G/T content class in order to participate in a G/T instructional seminar at MVMS!

Meet the Related Arts Team

Ms. Bonner: Careers	Mrs. Grimes: Chorus and Music
Ms. Hall: Digital Citizenship	Mr. Sindler: Band
Mrs. Pearce: Family and Consumer Science (FACS)	Mrs. Bateman: General Music and Band
Mrs. Kuruc: Art	Mr. DeBeal: Orchestra
Mr. Mitchell: Art	Mrs. Marble: Health
Mrs. Balimtas and Mrs. Capecci: Reading Seminar	Ms. Kenney and Mr. Tucci: PE and Health

English

Mr. Jennifer

Mr. Klingler

Mr. Colonna

Geography

Mr. Biniak

Mr. Grabau

Mr. Lewis

Meet the 6th Grade Team

Science

Mrs. Gavazzi

Mrs. Mezeivtch

Math

Mrs. Cutsail

Mr. Colonna

Ms. DeLitto

Mrs. Kupisch



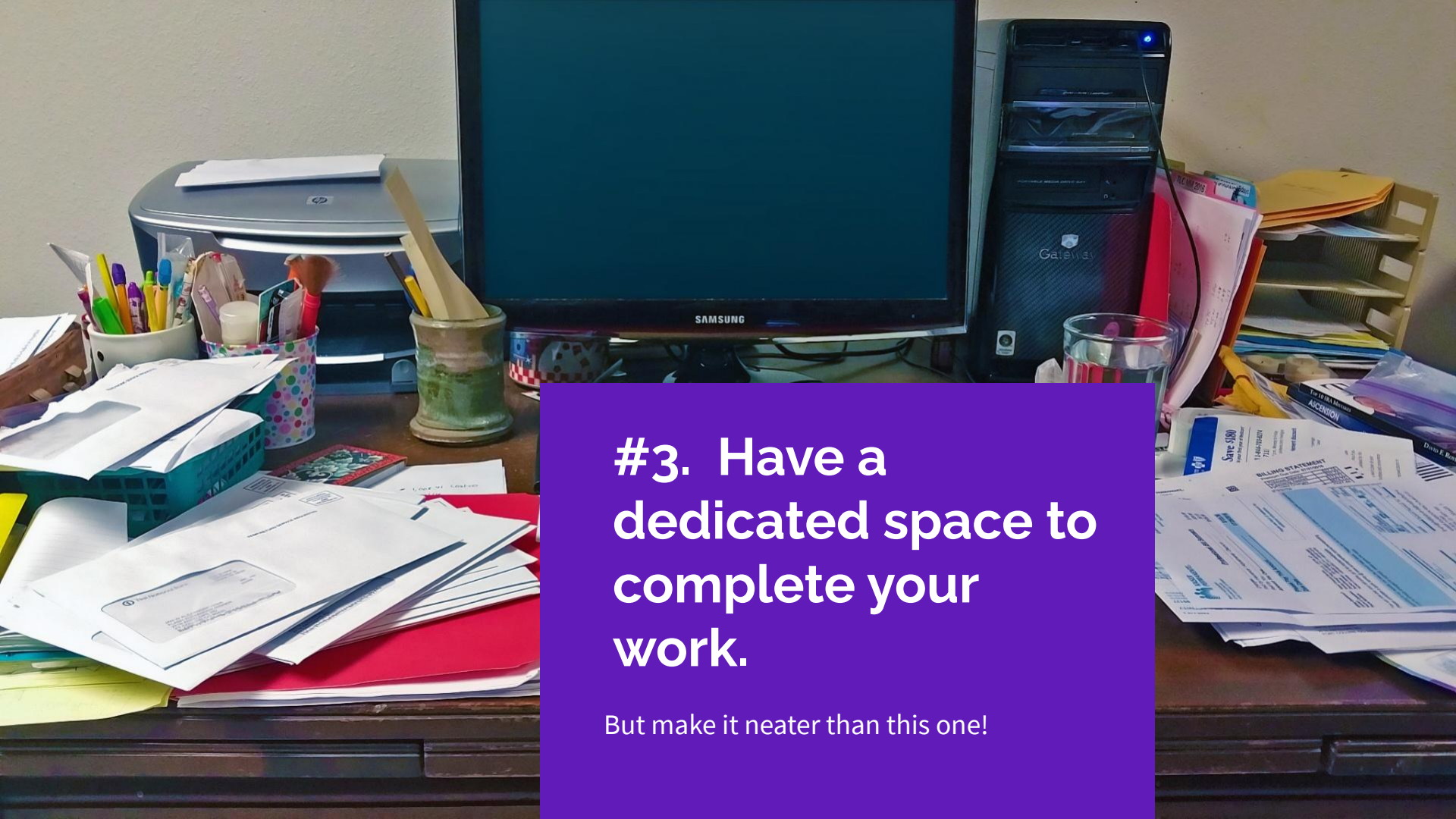
Top 10 Tips For A Successful School Year

**#1. Eat a
healthy
breakfast
each
morning.**





**#2. Be on
time for
class.**



**#3. Have a
dedicated space to
complete your
work.**

But make it neater than this one!

PATIENCE
KINDNESS
GOODNESS

**#4. Be kind to
others.**

**#5. Ask
for help
when you
need it.**



#6. Make a schedule and stick to it.



**#7. Get
plenty of rest
at night.**





#8. Give your best effort.

**#9. Stay
positive and
believe in
yourself.**

Mind

Matter



**#10. Have
fun and
learn
something
new!**



Time for class!

Let's practice going to **first period**. There, you can say hello to your teacher and ask any questions you may have. Leave this meet and go to the code listed on the next slide. Write it down before you leave so you don't forget. If you don't know your first period teacher, no worries. We have a place for you to go.

First period teacher names and codes

Cutsail	mvms-ocutsail-pd1
DeLitto	mvms-cdelitto-pd1
Kupisch	mvms-mkupisch-pd1
Bonner	mvms-pbonner-pd1
Balimtas	mvms-rbalimtas-pd1
Lewis	mvms-slewis-pd1
Grabau	mvms-egrabau-pd1

But wait...there's more...



First period teacher names and codes

Mezeivtch	mvms-emezeivtch-pd1
Gavazzi	mvms-ggavazzi-pd1
Klingler	mvms-mklingler-pd1
Jennifer	mvms-jjennifer-pd1
Hall	mvms-khall-pd1